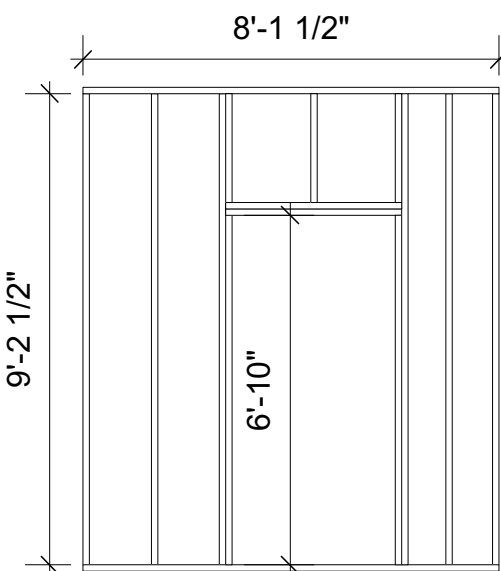


Ground Floor



Wall A

Cutlist

X6- 2x4@ 9'-9"

X2 @ 8'-1 1/2"

2@ 6'-10" Door Frame

2@ 3'-5 1/4" Door Header

3@ 2'-1.5"

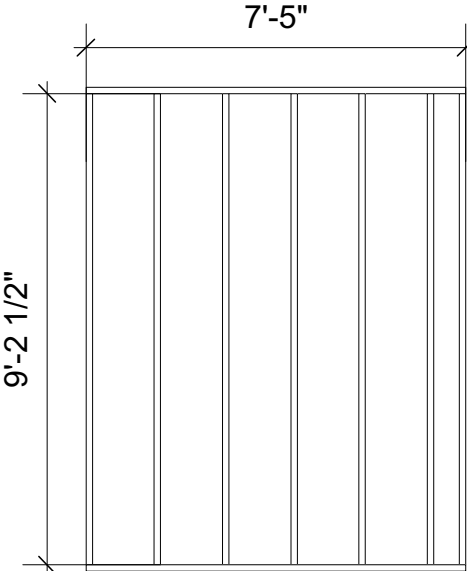


Wall B

Cutlist

X3- 2x4@ 9'-2 1/2"

X2@ 2'-1 1/8"



Wall C

Cutlist

X7- 2x4@ 9'-2 1/2"

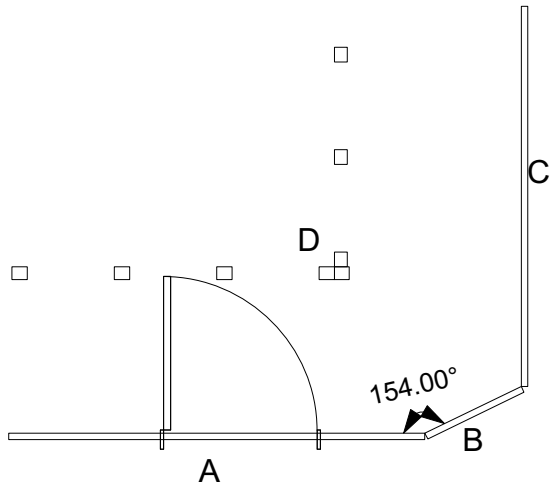
X2@ 7'5"



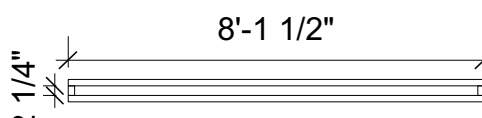
Wall D (X8)

Cutlist

X2- 2x4@ 9'-2 5/8"



Second Level

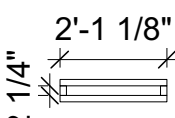


Wall F

Cutlist

X2- 2x4@ 8'-1 1/2"

X2@ 2 1/4"

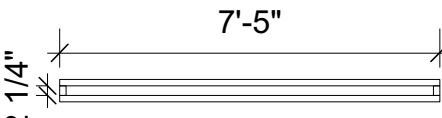


Wall G

Cutlist

X2- 2x4@ 2'-1 1/8"

X2@ 2 1/4"

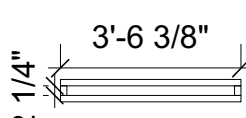


Wall H

Cutlist

X2- 2x4@ 7'-5"

X2@ 2 1/4"

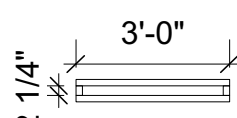


Wall K

Cutlist

X2- 2x4@ 3'-6 3/8"

X2@ 2 1/4"

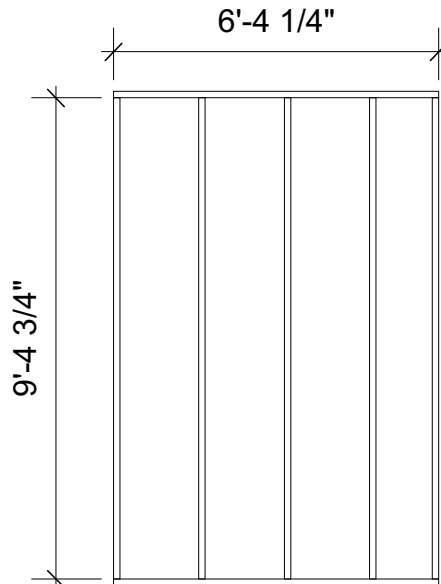


Wall L

Cutlist

X2- 2x4@ 3'

X2@ 2 1/4"

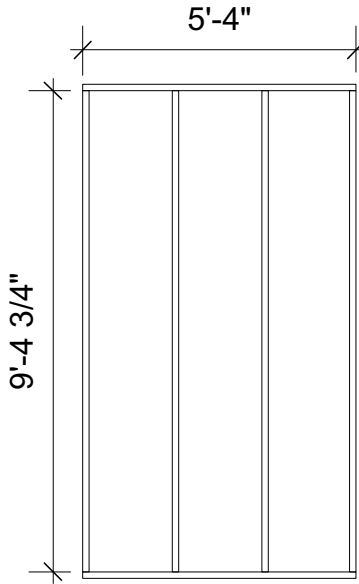


Wall I

Cutlist

X5- 2x4@ 9'-4 3/4"

X2@ 6'-4 1/4"

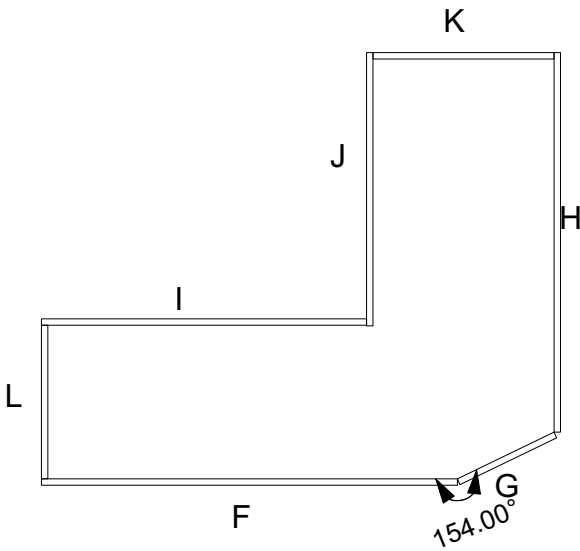


Wall J

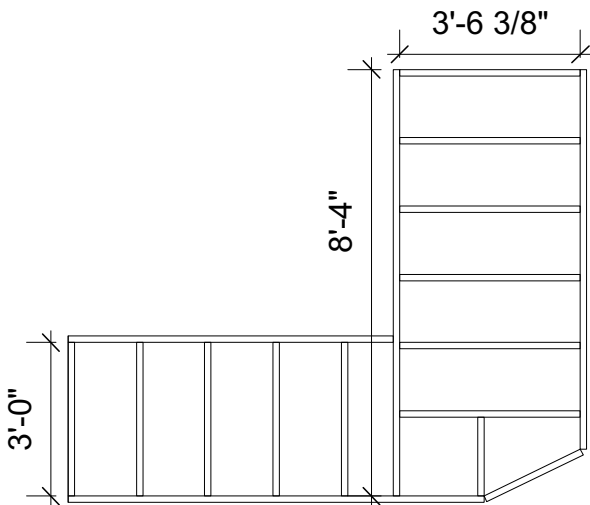
Cutlist

X4- 2x4@ 9'-4 3/4"

X2@ 5'4"



Platform between levels



Cutlist

X5- 2x4@ 3'

X6@ 3'-6 3/8"

X1@ 8'-4"

X1@ 6'-4 1/4"

X1@ 8'-1 1/2"

X1@ 7'-5"

X1@ 2'-1 1/8"

X1@ 1'-6 1/2"